


# CPPR Kerala Assembly Election 2021: Post Poll Survey Result

Which political party/ front the did the respondents vote for?



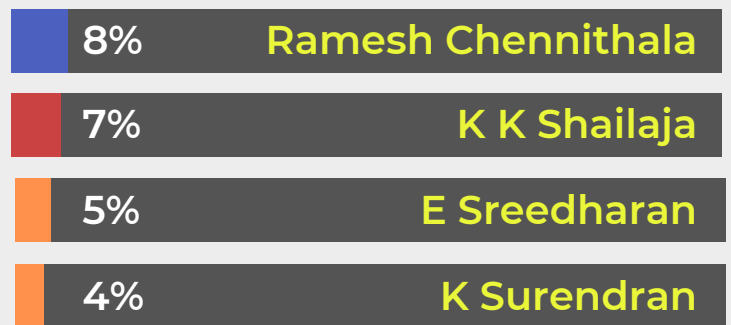
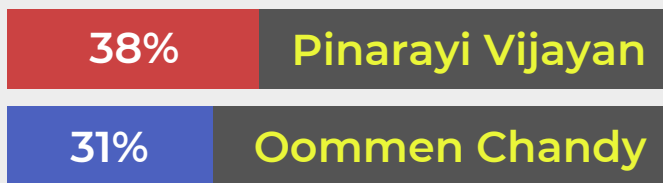
**8/10**

voters have either voted for LDF or UDF

**1/10**

voters have voted for NDA

Whom did the respondents prefer as the next Chief Minister of Kerala?



**46%** Female voters voted for LDF

37% for UDF and 11% for NDA

**44%** Male voters voted for UDF

39% for LDF and 13% for NDA

# CPPR Kerala Assembly Election 2021: Post Poll Survey Result

## LDF vote share shift 2016 vs 2021

11% respondents shifted to UDF  
2.1% respondents shifted to NDA

84.9%

Respondents who voted for LDF in 2016 continued their support in 2021 also

## UDF vote share shift 2016 vs 2021

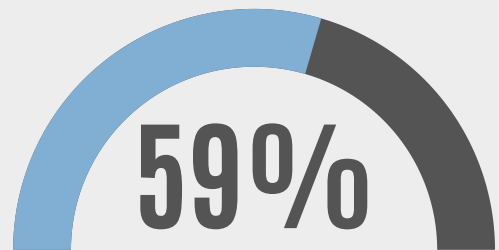
8.7% respondents shifted to LDF  
7.7% respondents shifted to NDA

80.9%

Respondents who voted for UDF in 2016 continued their support in 2021 also

## When did the respondents choose their candidate to vote for?

3% each on the day of voting or a day or two before the voting date.



made up their mind well before the campaign started



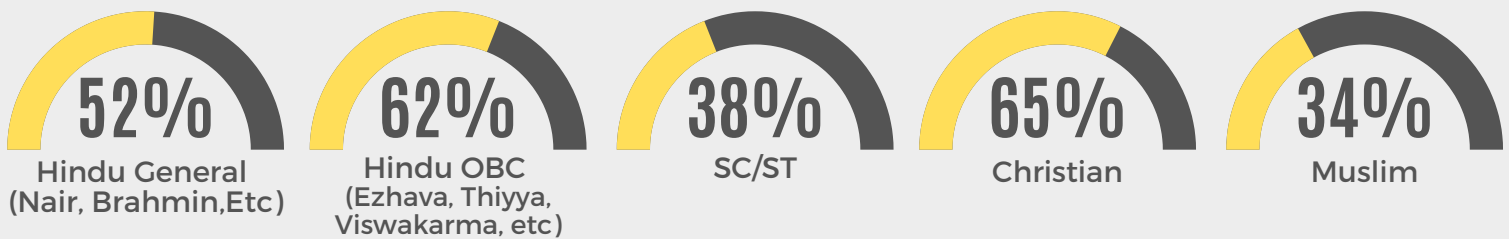
made up their mind when the candidates were announced



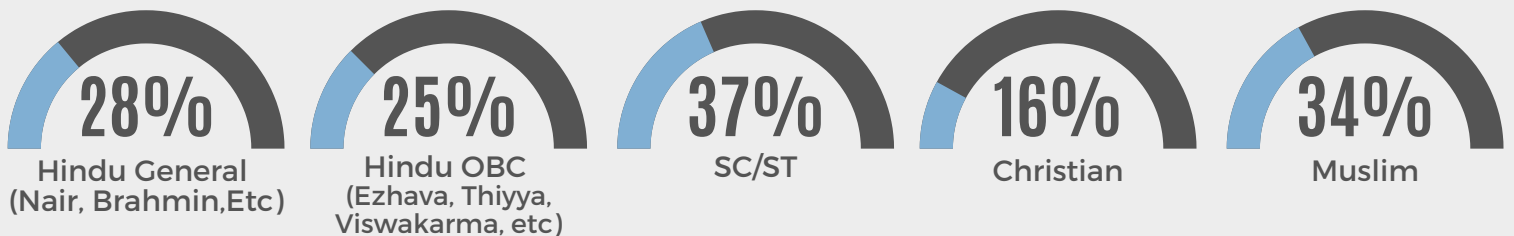
made up their mind during campaign

# CPPR Kerala Assembly Election 2021: Post Poll Survey Result

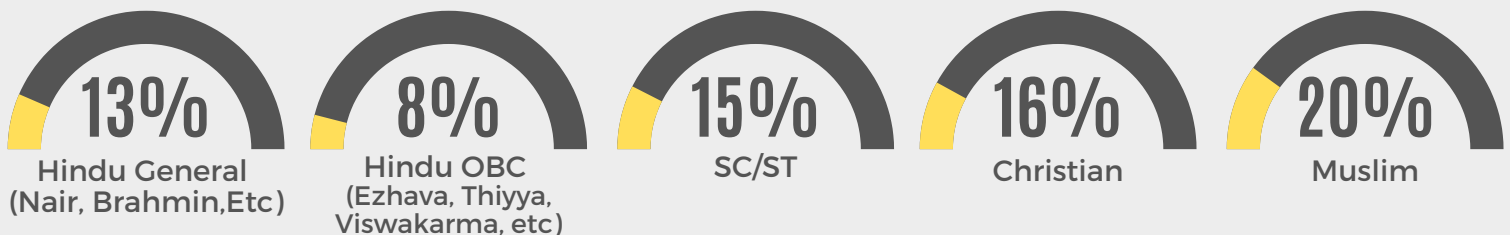
Respondents who decided their candidate/front well before the campaign started



Respondents who decided their candidate/front when the candidates were announced



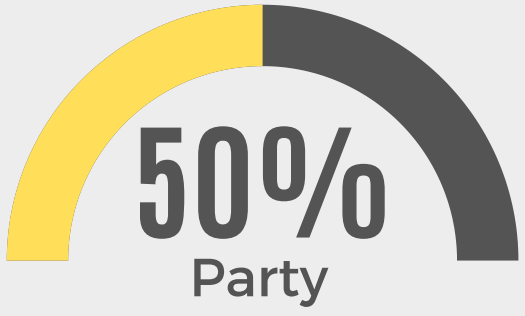
Respondents who decided their candidate/front during the campaign



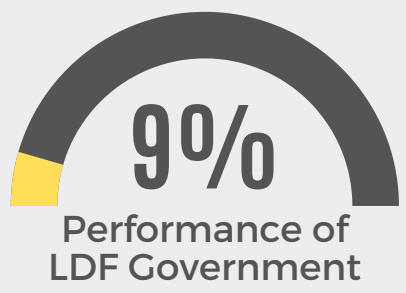
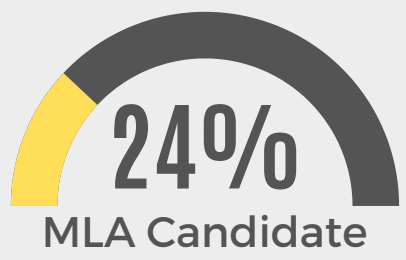
**85%**

of the voters responded they were not influenced by other people. This includes community and family

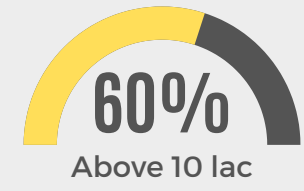
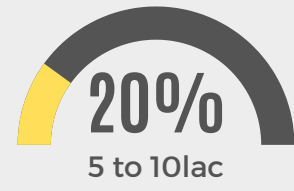
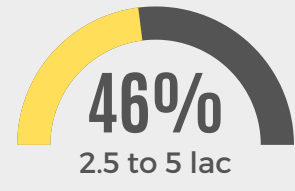
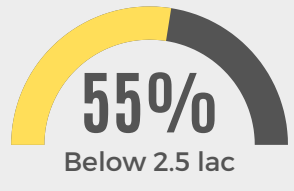
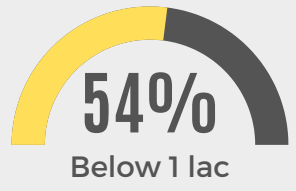
# CPPR Kerala Assembly Election 2021: Post Poll Survey Result



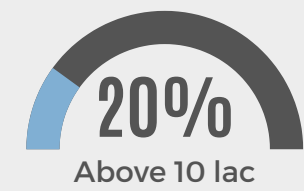
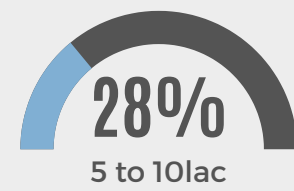
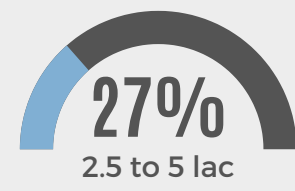
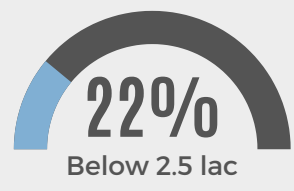
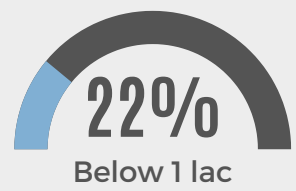
On what basis did the respondents decide whom to vote for in the election?



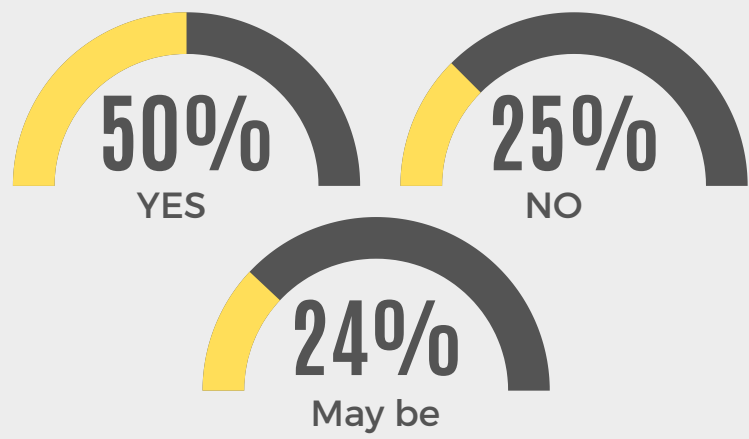
## Income of respondents who decided to vote according to party



## Income of respondents who decided to vote according to MLA candidate

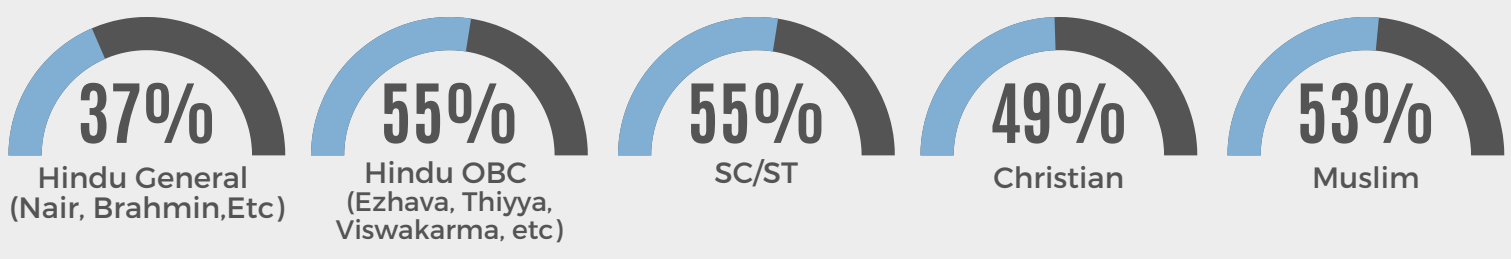


# CPPR Kerala Assembly Election 2021: Post Poll Survey Result

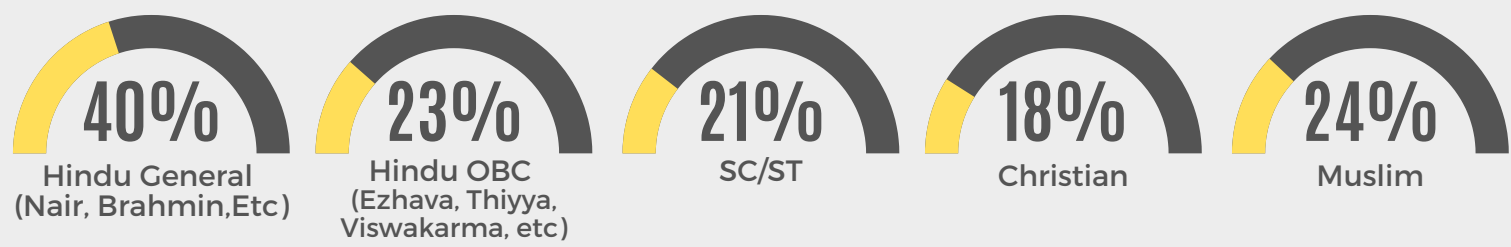


Impact of measures like food kits, free COVID treatment, welfare pensions etc on the elections

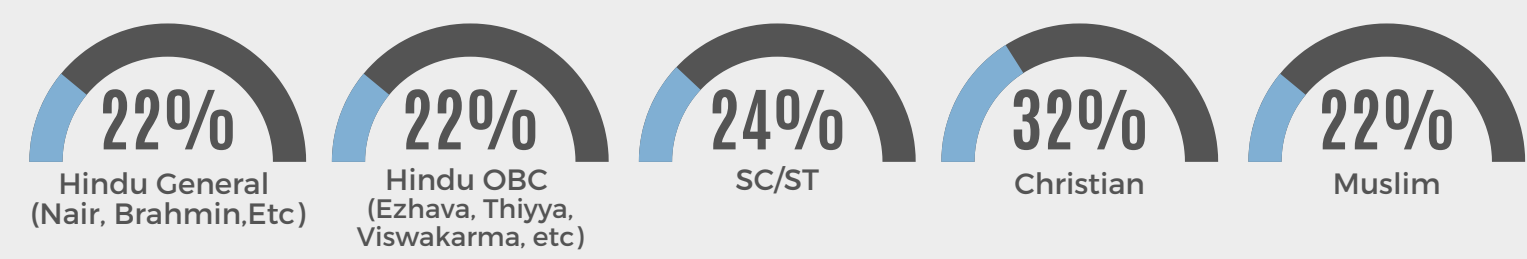
## Respondents who said YES



## Respondents who said NO



## Respondents who said May be



# CPPR Kerala Assembly Election 2021: Post Poll Survey Result

## Impact of current issues on election

### SABARIMALA WOMEN ENTRY

**32%**  
very high impact

65% of the high imparters are Male  
22% of the high imparters are Female

### GOLD SMUGGLING

**35%**  
very high impact

37.9% of the high imparters are Male  
27.9% of the high imparters are Female

### Deep Sea Trawling

**19%**  
very high impact

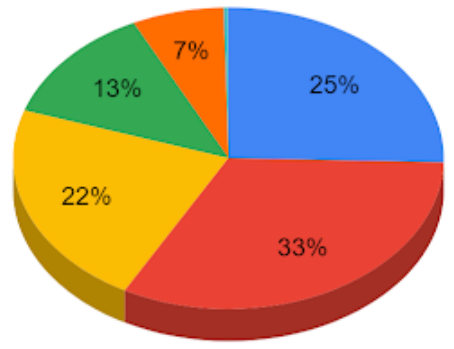
20% of the high imparters are Male  
17.6% of the high imparters are Female

38% of respondents from Kayamkulam + Kollam (coastal constituencies) responded deep sea trawling very high impact in the election, in that 58% are male and 39% are female

# CPPR Kerala Assembly Election 2021: Post Poll Survey Result

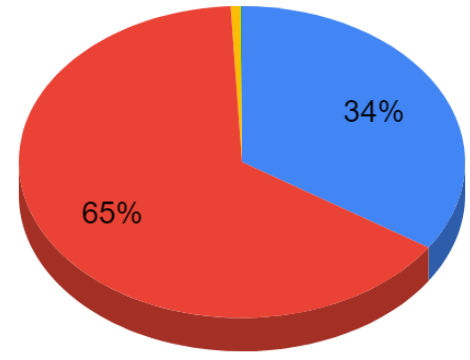
Demography of respondents who were part of the survey

AGE



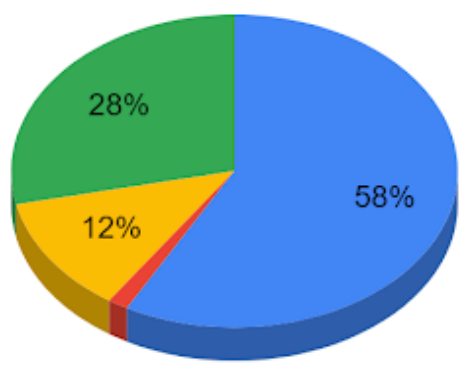
● 18 to 30 ● 31 to 40 ● 41 to 50 ● 51 to 60 ● Above 60 ● NA

GENDER



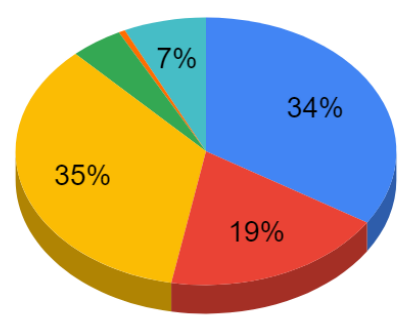
● Female ● Male ● NA ● Trangender

EMPLOYMENT



● Employed ● NA ● Student ● Unemployed

EDUCATION



● Below Degree ● Below SSLC ● Degree level ● Diploma ● NA ● PG/PhD